

Quanta 1470 Laser System

THE LATEST IN ENDOVENOUS LASER TECHNOLOGY



LESS BRUISING

LESS SWELLING

VIRTUALLY NO PAIN

ZERO CARBONIZATION

BURN BACK REDUCED

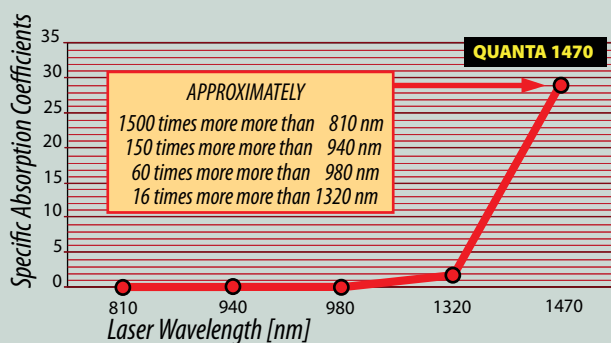
ALMOST NO COMPLICATIONS

THE LOWEST COST PER PROCEDURE



Quanta 1470 Laser System

Rate of Absorption by Interstitial Water



The newer 1470 nanometer (nm) wavelength laser targets the water in the vein wall instead of the hemoglobin, which results in a more comfortable procedure for patients without post-operative bruising or swelling. The Quanta 1470 nm laser's water absorption rate, for example, is approximately 60 times more than the 980nm lasers. Through this laser, physicians get the superior laser results of better than a 95 percent success rate with closing the vein; and they either have the same or less bruising that can be got with the radiofrequency closure devices.

Excellent cost per procedure !

The cost per procedure (endo-kit) is approximately the 20% when compared to radiofrequency disposables costs, and the 40% vs the most common 980 nm laser endovenous kits' cost.

WHAT PHYSICIANS ARE SAYING ABOUT THE QUANTA 1470 ?

"After performing several hundred endovenous ablation procedures with different wavelength lasers, I was always concerned about significant post-operative pain in some patients. Since the introduction of the Quanta 1470 nm into our practice, I have been very pleased with the results including excellent, 100% closures and patients reporting essentially no post-operative pain."

J. C. Agostini, MD, FACS - Vein and Laser Specialists - Denver, CO

"The Quanta 1470 has it all... superior results, less bruising... and an out of pocket per procedure fiber cost less than traditional techniques."

Michael F. Bardwil, MD, FACS - Texas Vein and Cosmetic Specialists - Houston, TX

"We've found that post procedural pain and bruising are dramatically reduced versus the results we previously obtained with the 810 laser."

Eric Chino, MD, FACS - Vein Institute of Las Vegas - Las Vegas, NV

"I am very impressed with this laser; not only does it do the job, but it does it with almost no discomfort to the patient."

Tom Clark, MD, FACC - RGV Vein, Laser and Aesthetics - Harlingen, TX

"We do about 600 endovenous laser cases yearly at RIVI. We've found the 1470 nm wavelength to be well tolerated and in short and midterm sonographic follow-up equal to other frequencies efficacy (we've used both 810 and 980 generators in past). Our early experience suggest that the absorption at this wavelength, with a similar pullback rate, allows a decrease of energy delivery by about 2/3. We're optimistic that this will translate into lessened collateral heating and associated discomfort!"

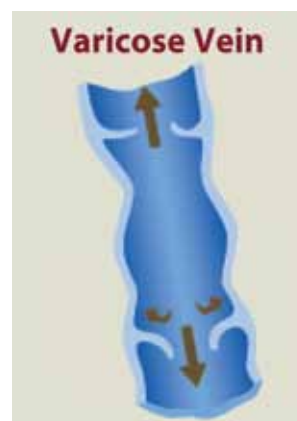

Gregory M. Soares, MD - Rhode Island Vascular Institute - Providence, RI

BENEFITS OF LASER TREATMENT

- Procedure can be performed in any physician's office
- Treatment takes less than an hour
- No general anesthesia
- Little to no pain or bruising
- No recovery period – return to daily activities immediately
- No scarring

Endovenous laser ablation uses heat energy to close the vein from the inside, quickly relieving patients of symptoms.

Procedures are quick and pain-free. Patients can walk out of the clinic and carry on with their day. After a few weeks the large veins on their lower leg are completely gone. Patients no longer suffer from the pain and swelling in their leg.



Quanta 1470 Layer System

What are varicose veins?

Varicose veins result from defective or diseased valves in the legs. When valves are damaged and don't close properly, blood accumulates in the veins forcing the vein walls to bulge, producing varicose veins. Many people experience varicose veins – up to 40% of women and 20% of men develop varicose veins.

What are the symptoms?

Varicose veins produce a number of symptoms including:

- Swelling
- Itching
- Leg heaviness
- Fatigue
- Skin discoloration
- Tenderness
- Pain

Why treat varicose veins?

Treatment prevents more serious health risks that can occur including:

- Prolonged swelling in the legs
- Open sores or ulcers on the surface of the skin
- Phlebitis
- Infection
- Thrombosis

Treating varicose veins will keep your legs and body in better health. Once the treated vein is closed, blood flows through other healthy veins in the leg.

Treatment Options

Treatment options vary depending on the type and extent of your vein disease. Discuss treatment options with your physician.

Compression Stockings

For relief of minor pain, compression stockings may be a viable option. Compression stockings will not treat varicose veins, only relieve some of the symptoms.

Sclerotherapy

Sclerotherapy is often used to treat spider veins by injecting a solution into the vein causing it to close.

Surgical Stripping

The surgery is performed in a hospital and requires general anesthesia. An incision is made and the vein is surgically removed from the leg. The surgery is quite painful and has an extended recovery period.

Ambulatory Phlebectomy

A variation of surgical stripping in which multiple incisions are made to remove the vein in segments. Although the number of incisions is greater than in traditional surgical stripping, the recovery period is shorter and less damage is done to the leg.

Endovenous Laser Ablation

This procedure uses a thin laser fiber inserted into the vein to apply heat energy and close the vein. Endovenous laser ablation is typically performed in your physician's office, takes less than an hour and has virtually no recovery period.

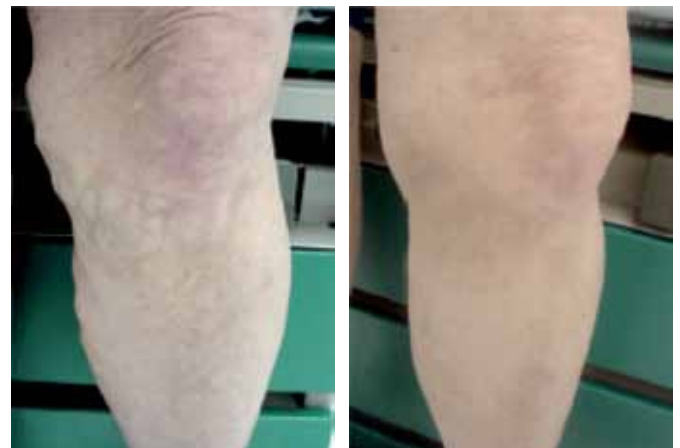
What to Expect with Laser Treatment

Typical treatment includes:

- Ultrasound exam of the vein
- Application of local anesthetic
- Insertion of a laser fiber through a tiny access point
- Delivery of laser energy to close the vein
- Removal of the laser fiber and closure of the access point with a bandage
- Wrapping of the leg for 24 hours

Immediate walking is encouraged to promote healing. Little to no pain is typically experienced, but may be treated with over-the-counter pain relievers as needed.

Before Endovenous Laser Treatment *After Endovenous Laser Treatment*



SPECIFICATIONS

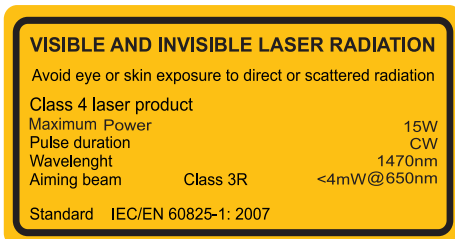
Wavelength	1470 nm
Power (nominal)	15W
Emission mode	CW Pulsed Single pulse
Pulse duration	0.25 ÷ 10000 ms
Repetition rate	0.08 ÷ 2000 Hz
Aiming beam	Red, adjustable
Laser delivery	Optical fibre
Electrical requirements	100-240VAC; single phase; 50-60Hz; 350VA

ACCESSORIES

Example of suggested surgical kit: *

- i) 16g Winged Arterial Needle
- ii) 18g Introducer Needle (optional)
- iii) 6,8 F Marked Introducer Kit with Guidewire
- iv) 600 Micron Surgical Fiber w/SMA connector and extension sleeve, silica/silica polyimide coating - on card packaging

* Other kits available on request



CAUTION - Laser radiation when open and interlocks defeated

CE
0476

Specifications are subject to change without notice.

Note: national local authorities may put restrictions to the parameters indicated in the above table, or may limit or remove certain intended uses.

Quanta System's products are manufactured according to the International standards and have been cleared by the most important International notified bodies. The Company is EN ISO 9001:2008 and EN ISO 13485:2012 certified.

Quanta System S.p.A. was founded in 1985 and belongs to the El. En Group (a public company listed on the Star segment of the Italian Stock Exchange) since January 2004.

The company, divided into three business units (scientific, industrial and medical) is specialized in laser and opto-electronic devices.



Quanta System S.p.A

Via IV Novembre, 116 - 21058 Solbiate Olona (VA) Italy
Tel. +39 0331.376797 - Fax +39-0331.367815
quanta@quantasystem.com
www.quantasystem.com